

Enable Email Authentication on iPhone IOS5 / IPAD

What Is Email Authentication?

Email authentication is a wide set of other tools used by email senders and receivers to establish sender reputation. All major ISP's like Hotmail, Gmail, AOL, use email authentication to filter out suspected spam emails.

Gibtelecom has implemented email authentication on the sending of emails as done currently on the mailbox content retrieval, which will help validate emails sent by our customers are originating from a legitimate source

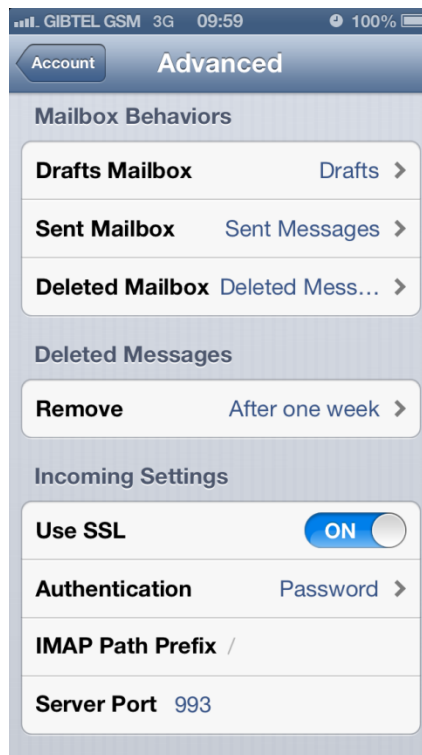
1. Go into **Settings, Mail, Contacts, and Calendars** and select your email address.



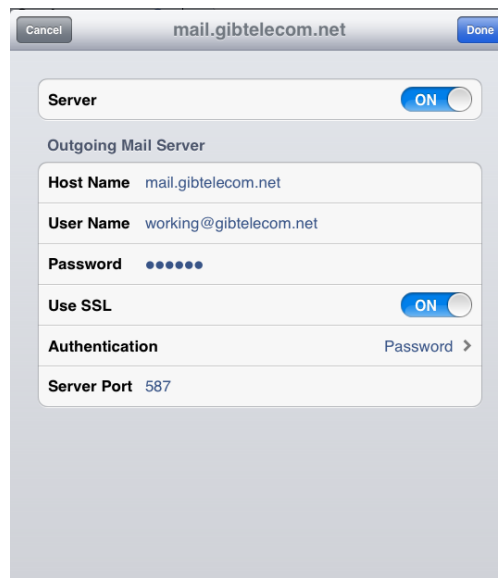
2. Once you have selected your account, choose **SMTP** in **Outgoing Mail Server**



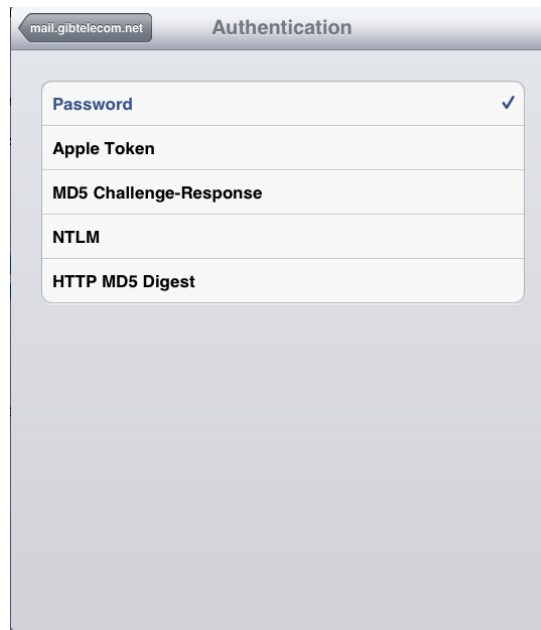
- In the **Advanced Section** ensure the **Use SSL** is selected and port **993** is the secured server port.



- Select your Primary Server, which should be mail.gibtelecom.net and enable **Use SSL** and enter your username (which is your email address) and password.



5. Select **Authentication** and choose **Password**



Enabling Email Authentication for outgoing emails has now been completed so you can return to your home screen.